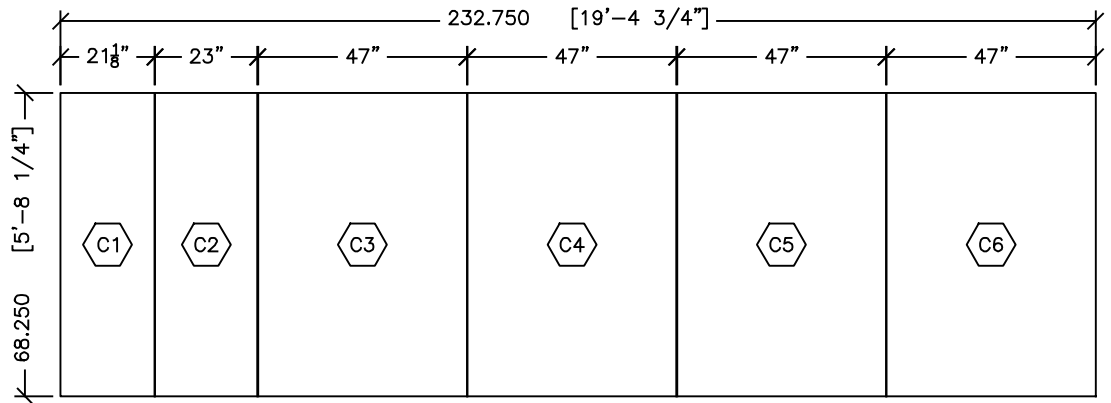
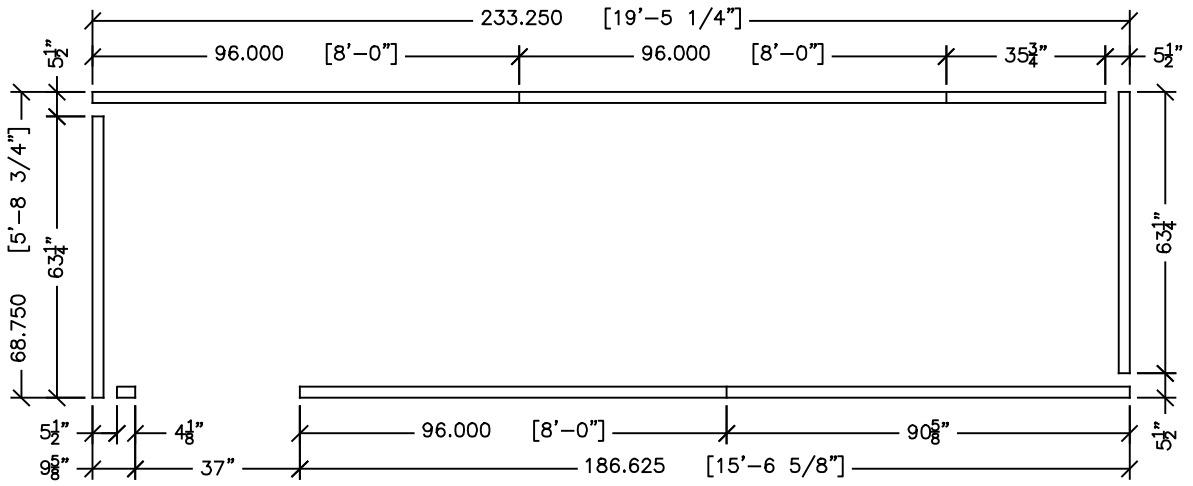


COOLER  
7'-6" TALL  
\*\*TOP VIEW\*\*



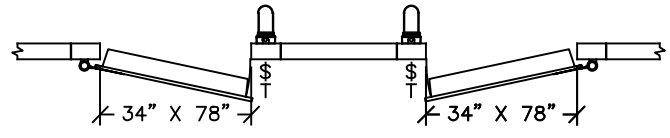
4" LAG CEILING  
TOP VIEW



2 1/2" WOOD SCREED  
TOP VIEW

# COOLER SPECIFICATIONS

- CHECKED:
- \_\_\_\_\_ SIZE: 19'-6 3/4" x 5'-10 1/4" x 7'-6"
  - \_\_\_\_\_ PANEL THICKNESS: 4" WALLS, & 4" CEILING
  - \_\_\_\_\_ EXTERIOR FINISH: (01) 26 GA. STUCCO GALVANIZED
  - \_\_\_\_\_ INTERIOR FINISH: (01) 26 GA. STUCCO GALVANIZED
  - \_\_\_\_\_ CEILING TYPE: LAG DOWN
  - \_\_\_\_\_ SCREED TYPE: WOOD SCREED
  - \_\_\_\_\_ DOOR DESCRIPTION: 1 QTY 34" x 78" OVERLAP SELF-CLOSING DOOR 3-SIDED GASKET W/ BOTTOM SWEEP
  - \_\_\_\_\_ ACCESSORIES:
    - \_\_\_\_\_ (1) VAPOR PROOF LIGHT 115V. (BULB NOT INCLUDED)
    - \_\_\_\_\_ (1) LIGHT SWITCH AND DIGITAL THERMOMETER 115V.
    - \_\_\_\_\_ (1) COVE MOLDING
  - \_\_\_\_\_ NOTES:
    - \_\_\_\_\_ DOOR CAN BE INSTALLED WHERE ANY 47" PANEL OCCURS.



LEFT HAND SWING      RIGHT HAND SWING

NOTE: DOOR CAN BE PLACED WHERE ANY 47" PANEL OCCURS.

CLASSIFIED BUILDING UNITS SURFACE BURNING CHARACTERISTICS 4P37				
	CORE MATERIAL	5 1/2" THICK MAXIMUM PAINTED OR UNPAINTED FINISHED PANEL	STEEL	ALUMINUM
FLAME SPREAD	20	20	20	30
SMOKE DEVELOPED	400	OVER 500	OVER 500	OVER 500
R15578				

**NOTICE: CONCRETE AND TILE WORKERS**  
\*THE SHEET METAL FACING INSIDE THIS WALK-IN MAY STAIN OR OXIDIZE DUE TO EXCESSIVE MOISTURE CREATED BY HYDRATION OF CONCRETE MATERIALS.  
\*EXTRA CARE MUST BE TAKEN WHEN USING MURIATIC ACID OR OTHER HARSH CLEANING MATERIALS.  
\*EXTREMELY IMPORTANT TO VENTILATE THE WALK-IN PROPERLY WHILE CONCRETE IS CURING.

**IMPORTANT!**  
THIS WALK-IN IS DESIGNED TO SUPPORT ONLY ITS OWN WEIGHT. STORAGE ON TOP, MOUNTING TO, OR MODIFYING THE WALK-IN Voids ALL MANUFACTURER'S WARRANTIES. ANY OUTDOOR WALK-IN MUST BE DESIGNED TO MEET STATE & LOCAL SNOW LOAD AND LIVE LOAD REQUIREMENTS.  
**IMPORTANT!**  
CARROLL COOLERS MUST KNOW IF YOU ARE USING QUARRY TILE IN THE WALK-IN OR BUTTING UP TO THE WALK-IN. ROUGH OPENINGS FOR PASS THRU DOORS AND CCI DOORS WILL NEED MODIFICATION TO ALLOW THE DOORS TO OPEN AND CLOSE PROPERLY.

**WARNING!**  
ENGINEERED FOR ON-GRADE INSTALLATION. IF ANY PORTION OR ALL OF THIS WALK-IN IS TO BE INSTALLED IN A DEPRESSION, CONTACT THE CARROLL COOLERS, INC. SALES DEPT. IMMEDIATELY 1-800-764-6834

\_\_\_\_\_ ("BUYER") APPROVES IN ALL RESPECTS THE DRAWINGS PROVIDED BY CARROLL COOLERS ("SELLER") IN CONNECTION WITH THE SELLER'S QUOTE, CI-\_\_\_\_\_, DATED \_\_\_\_\_, 201\_\_\_\_ AND/OR THE BUYER'S PURCHASE ORDER, #\_\_\_\_\_, DATED \_\_\_\_\_, 201\_\_\_\_. THE BUYER ACKNOWLEDGES & CONFIRMS THAT THE AGREEMENT BETWEEN BUYER AND SELLER CONSISTS OF THE (i) DESCRIPTIONS AND QUANTITIES OF THE GOODS STATED ON SUCH PURCHASE ORDER, AND (ii) THE PRICES, DELIVERY DATES, AND TERMS & CONDITIONS STATED ON SUCH QUOTE. BUYER FURTHER ACKNOWLEDGES THAT SUCH TERMS & CONDITIONS SUPERSEDE AND REPLACE ANY AND ALL TERMS AND CONDITIONS APPEARING ON/IN THE BUYER'S PURCHASE ORDER FORM.

\*\*\* ATTENTION \*\*\*  
PLEASE SIGN & CHECK BOX

FAX TO CARROLL COOLERS AT (712) 792-6748

APPROVED AS DRAWN  
 APPROVED AS NOTED  
 REVISE AND RESUBMIT

SIGNATURE \_\_\_\_\_  
PRINTED NAME \_\_\_\_\_ DATE \_\_\_\_\_

IT IS THE CUSTOMER'S RESPONSIBILITY TO VERIFY ALL ITEMS ON THE APPROVAL. ALL NECESSARY REVISIONS MUST BE NOTED ON THIS DRAWING. FINAL DRAWING WILL BE PRODUCED USING A SIGNED APPROVAL DWG.

WALK-IN COMPLIES WITH ALL PROVISIONS OF SECTION 312 OF THE ENERGY INDEPENDENCE AND SECURITY ACT OF 2007

**CARROLL COOLERS**  
19705 HIGHWAY 30 WEST; P.O. BOX 671  
CARROLL, IOWA 51401  
PHONE (800) 764-6834  
FAX (712) 792-6748

SALESMAN	APPROVAL DRAWING DATE	5/31/16
APRV DWG BY	PRODUCTION DRAWING DATE	6/14/16
PROD DWG BY	JOB LOCATION	
	PURCHASE ORDER NUMBER	6 x 20 x 7-6 CLR