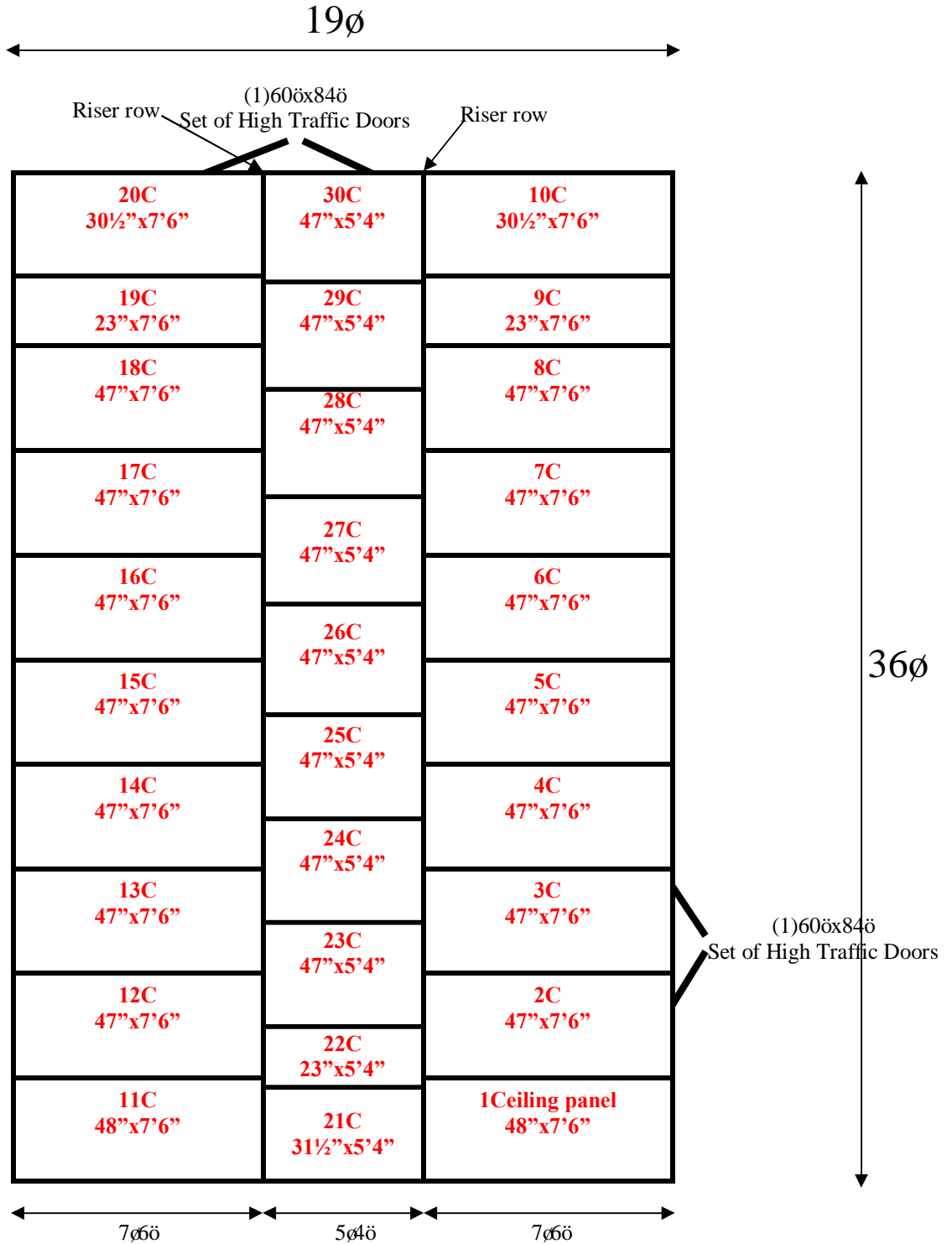


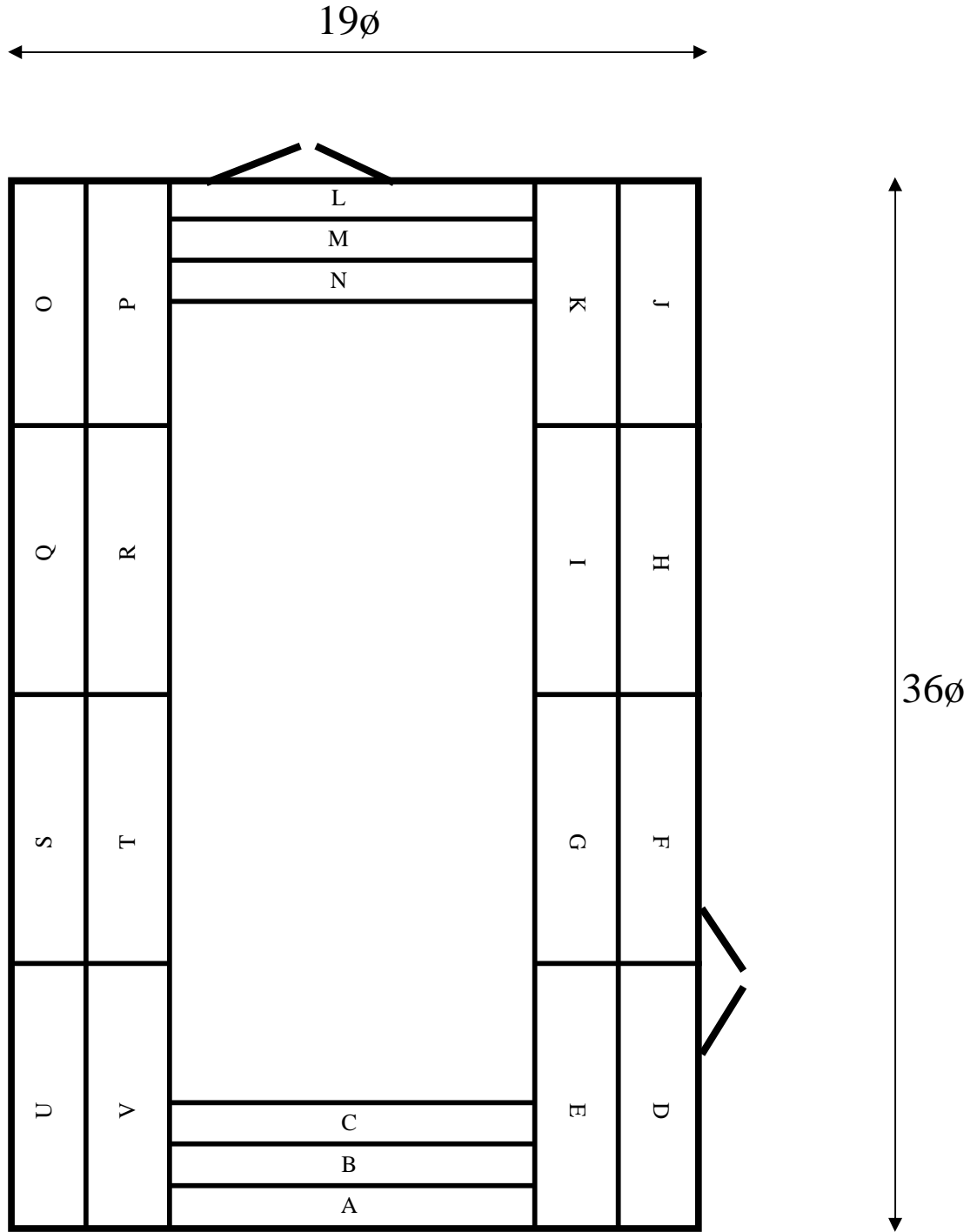
**19' x 36' x 15' H and 16' H
Cooler or Freezer
Wall Panels Diagram**

**79-2015
Brown
Not drawn to scale.**





19' x 36' x 15' H and 16' H
Cooler or Freezer
Ceiling Panels Diagram

79-2015
Brown
Not drawn to scale.





A, D, F, H, J, L, O, Q, S and U = 6³/₄ Riser
 B, E, G, I, K, M, P, R, T and V = 1¹/₂ Filler Strip
 N and C 3¹/₂ Riser, sits on top of wall #27B above door header and wall #13.
 Ceiling panels #21C thru #30C sit on top of the riser layout from left to right.

**19' x 36' x 15' H and 16' H
 Cooler or Freezer
 Riser Row Layout**



**19' x 36' x 15' H and 16' H
Cooler or Freezer**

**79-2015
Brown**



**19' x 36' x 15' H and 16' H
Cooler or Freezer**

**79-2015
Brown**